





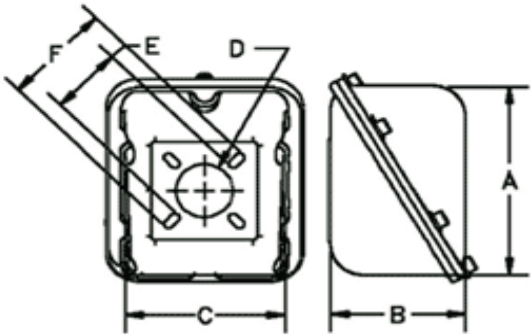


EZE-Tbox® Cast Iron Cast Terminal Boxes			
			
Frame Size	*Assembly Part No.	Base Only Part No.	Cover Only Price No.
184T-286T	1112-8	1200-8	1100-8
286T-365T	2122-8	2200-8	2100-8
365T-445T	3132-8	3200-8	3100-8
445T +	4142-8	4200-8	4100-8
Custom machining of back plate is available, prices will depend on complexity of modifications			
*Fully assembled (fasteners and gaskets included)			

EZE-Tbox® Gaskets		
		
Frame Size	Base Gasket Part No.	Cover Gasket Part No.
184T-286T	1100-G	1100-G
286T-365T	2200-G	2100-G
365T-445T	3200-G	3100-G
445T +	4200-G	4100-G

EZE-Tbox® Terminal Box Dimensions							
							
Part No.	A	B	C	D diameter	E	F	Conduit Opening
1112-8	159mm 6-1/4"	105mm 4-1/8"	120mm 4-3/4"	44.5mm 1-3/4"	57mm 2-1/4"	86mm 3-3/8"	1" NPT
2122-8	248mm 9-3/4"	156mm 6-1/8"	152mm 6"	57mm 2-1/4"	70mm 2-3/4"	127mm 5"	2" NPT
3132-8	318mm 12-1/2"	203mm 8"	222mm 8-3/4"	70mm 2-3/4"	83mm 3-1/4"	203mm 8"	2-1/2" NPT
4142-8	375mm 14-3/4"	229mm 9"	260mm 10-1/4"	89mm 3-1/2"	102mm 4"	254mm 10"	3" NPT